

# Kennebunkport Comprehensive Plan Mini-Survey #4 (May 2021)

Monday, May 17, 2021

# None

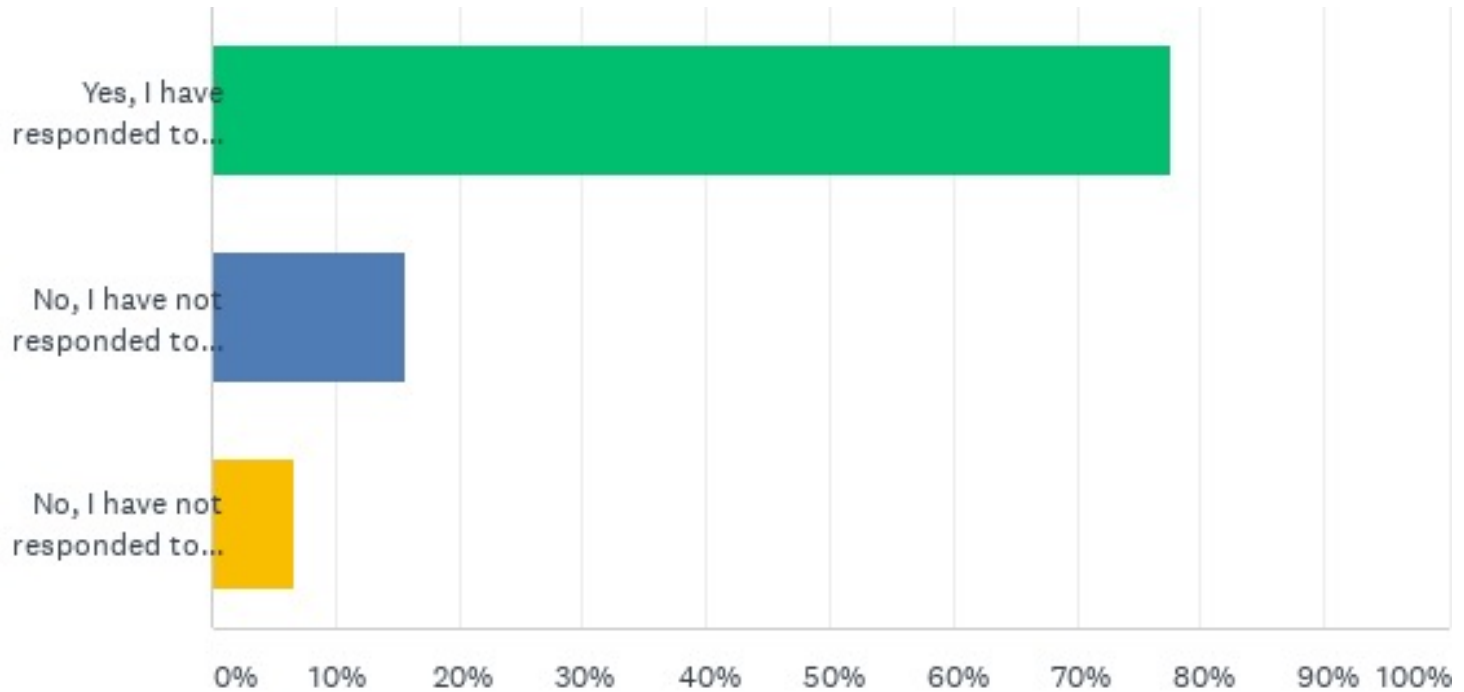
Total Responses

Date Created: Wednesday, May 05, 2021

Complete Responses: None

# Q1: Have you had an opportunity to respond to Mini-Surveys #1, 2 and 3?

Answered: 89 Skipped: 10



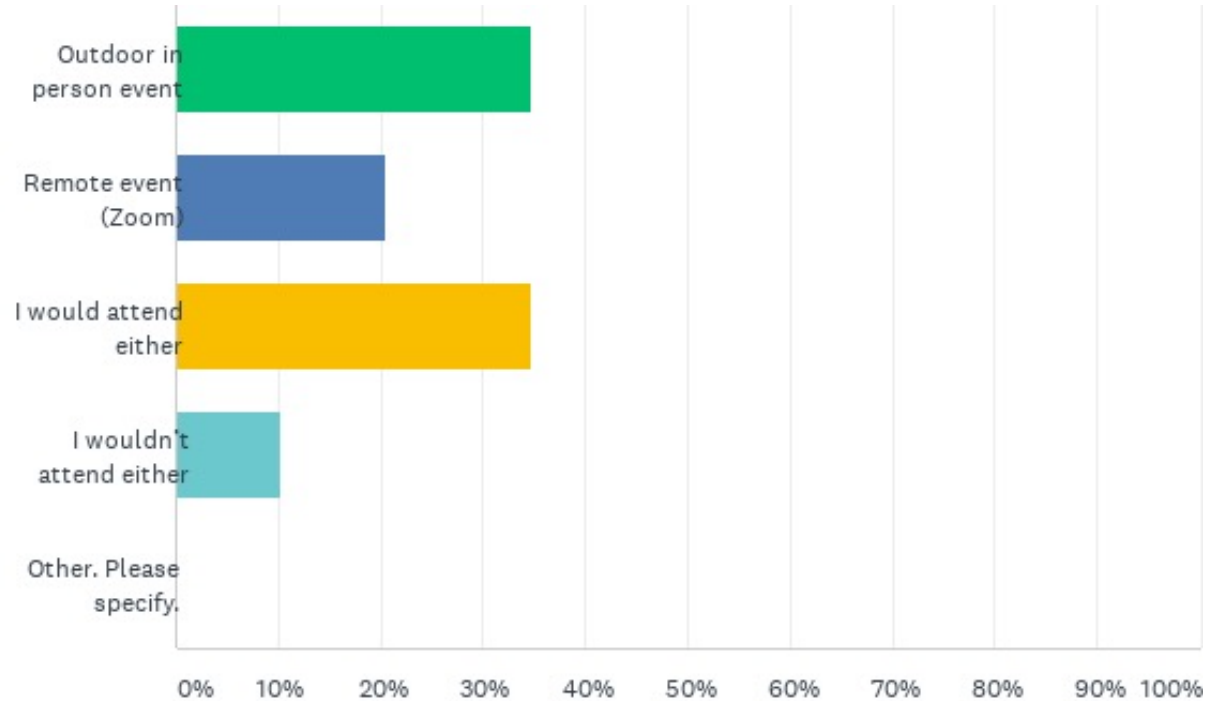
# Q1: Have you had an opportunity to respond to Mini-Surveys #1, 2 and 3?

Answered: 89 Skipped: 10

ANSWER CHOICES	RESPONSES	
Yes, I have responded to Mini-Survey #1, 2, and 3.	77.53%	69
No, I have not responded to Mini-Survey #1, 2, and 3 but intend to. [Click here to go to Mini-Survey #1, Click here to go to Mini-Survey #2, Click here to go to Mini-Survey #3]	15.73%	14
No, I have not responded to previous surveys and do not intend to.	6.74%	6
TOTAL		89

## Q2: Which of the following are you more likely to attend:

Answered: 98 Skipped: 1



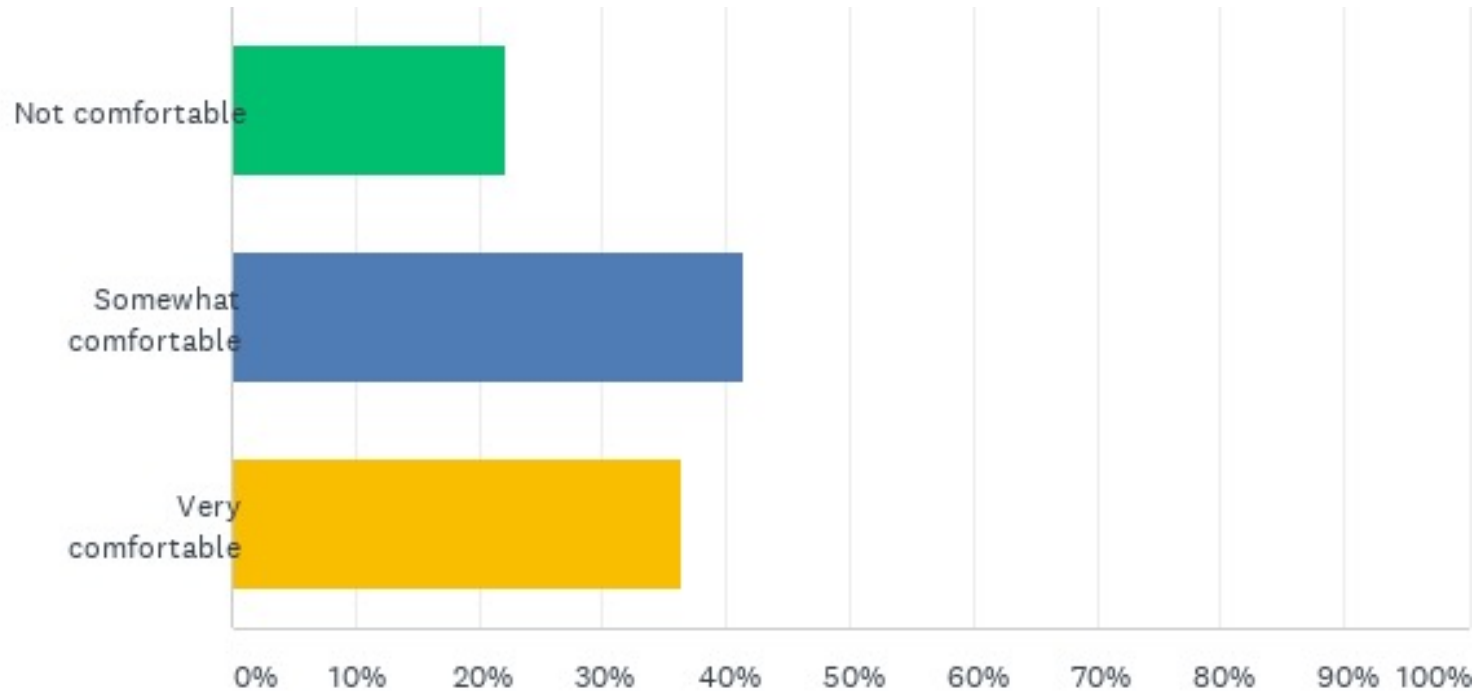
## Q2: Which of the following are you more likely to attend:

Answered: 98 Skipped: 1

ANSWER CHOICES	RESPONSES	
Outdoor in person event	34.69%	34
Remote event (Zoom)	20.41%	20
I would attend either	34.69%	34
I wouldn't attend either	10.20%	10
Other. Please specify.	0.00%	0
TOTAL		98

### Q3: Please rate your comfort level with attending a gathering with up to 50 individuals that is outside under a tent.

Answered: 99 Skipped: 0



### Q3: Please rate your comfort level with attending a gathering with up to 50 individuals that is outside under a tent.

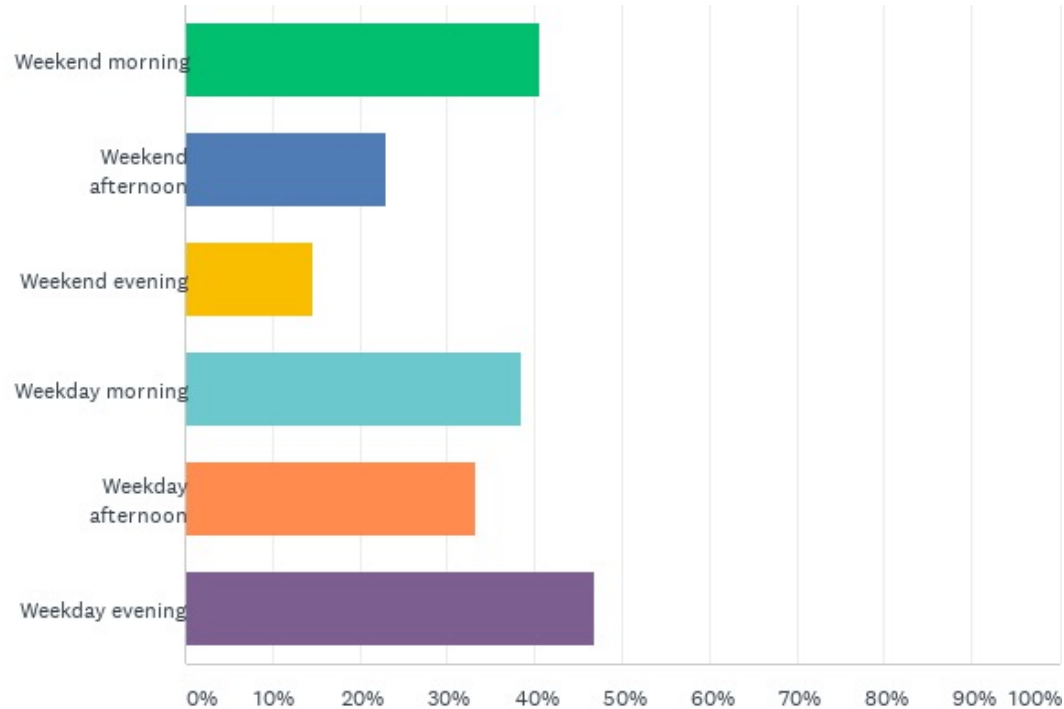
Answered: 99 Skipped: 0

ANSWER CHOICES	RESPONSES	
Not comfortable	22.22%	22
Somewhat comfortable	41.41%	41
Very comfortable	36.36%	36
TOTAL		99



# input session in July (whether remote or in person)? Please choose all that apply.

Answered: 96 Skipped: 3



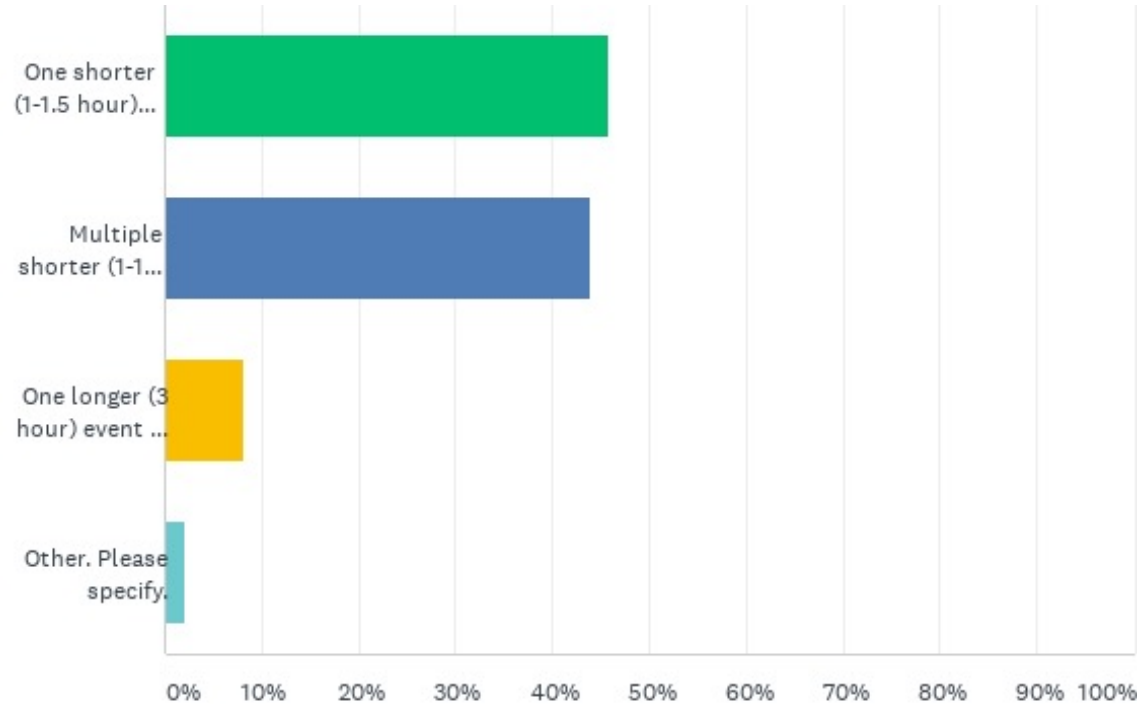
# input session in July (whether remote or in person)? Please choose all that apply.

Answered: 96 Skipped: 3

ANSWER CHOICES	RESPONSES	
Weekend morning	40.63%	39
Weekend afternoon	22.92%	22
Weekend evening	14.58%	14
Weekday morning	38.54%	37
Weekday afternoon	33.33%	32
Weekday evening	46.88%	45
Total Respondents: 96		

## Q5: Which of the following are you most likely to attend?

Answered: 98 Skipped: 1



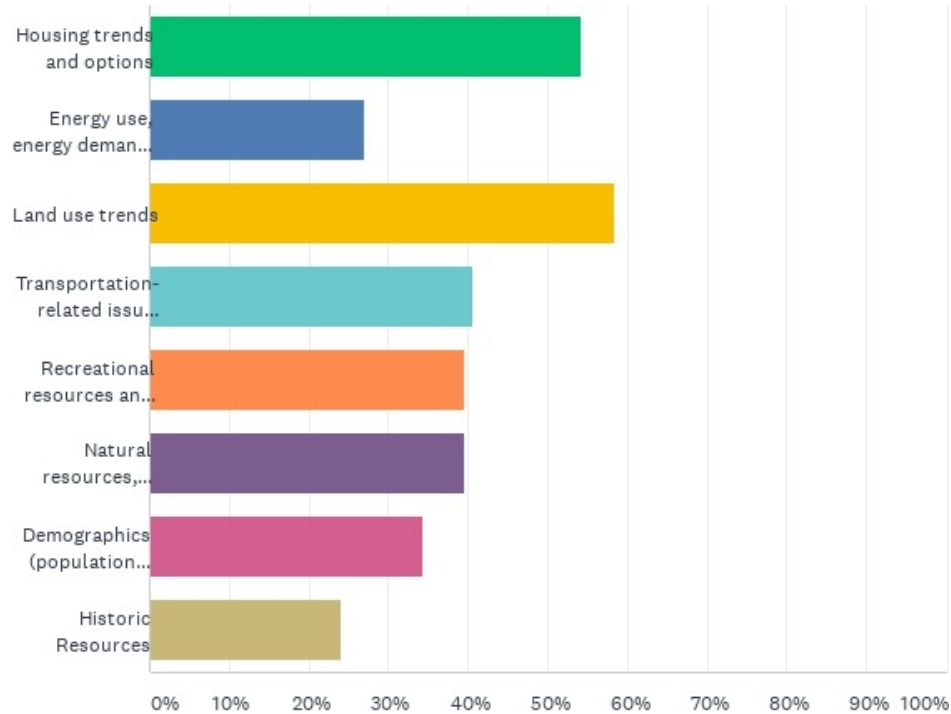
## Q5: Which of the following are you most likely to attend?

Answered: 98 Skipped: 1

ANSWER CHOICES	RESPONSES	
One shorter (1-1.5 hour) event on one topic	45.92%	45
Multiple shorter (1-1.5 hour) events on different topics	43.88%	43
One longer (3 hour) event on multiple topics	8.16%	8
Other. Please specify.	2.04%	2
TOTAL		98

# Q6: Which topics are you most interested in learning about and discussing? Please choose up to 3.

Answered: 96 Skipped: 3



## Q6: Which topics are you most interested in learning about and discussing? Please choose up to 3.

Answered: 96 Skipped: 3

ANSWER CHOICES	RESPONSES	
Housing trends and options	54.17%	52
Energy use, energy demand, and energy sources	27.08%	26
Land use trends	58.33%	56
Transportation-related issues such as connectivity, safety, and bike/pedestrian planning	40.63%	39
Recreational resources and needs	39.58%	38
Natural resources, water resources and/or marine resources	39.58%	38
Demographics (population trends, age, income)	34.38%	33
Historic Resources	23.96%	23
Total Respondents: 96		